

Word-Train-Game: The Spelling Train Song

HEAR IT. SOUND IT. SPELL IT. OWN IT.



Written by
Brittany Molenaar

Illustrated by AI

THE INVISIBLE WOMAN
SERIES



© 2026 The Invisible Woman Series



This book is intended for
individual and classroom use.

All content is protected by copyright law.
Unauthorized reproduction, distribution,
or commercial use of this material in any form
is strictly prohibited.


Thank you for respecting the work and supporting
ethical use of this resource.

theINVISIBLEme.ca

The Spelling Train Song

CVC words
ride short and quick,
man, **hop**, **fun**,
can make them stick!

Tap the sounds and
stretch them slow,
That says /m/ /a/ /n/ —
so **MAN** must go!



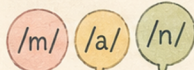
TAP IT

Tap the sounds
and stretch
them slow.



SAY IT

Say each
sound.



m a n

SPELL IT

Write the letters.



SO **MAN**
MUST GO!



CVC words ride short and quick,

Say *man*, *hop*, *fun*, and make them *stick!*

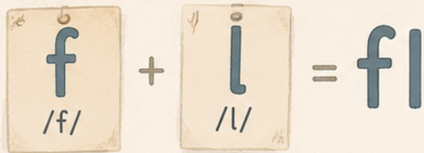
Tap the sounds and stretch them slow,

That says /m/ /a/ /n/ — so **MAN** must go!

Clusters crunch and Bump and Thump, flat and pond and bump and thump!




1 Two sounds slow.



say them slowly →

2 Then slide them tight!



blend them together

Blend them well and read them right!

★ Listen carefully. Blend the sounds. Read the word! ♥

Clusters crunch and bump and thump,

Like flat and pond and rump and plump!

Say two sounds slow, then slide them tight!

Blend them well and read them right!

Silent 'e'

is sneaky too,



It says two sounds.
What do we do?

It can be short, and it can be long.



Short says

/e/

bed → bed

cap → cap

pet → pet

like /e/ in bed.

Long says

“ee”

me → me

bike → bike

lake → lake



like 'e' in “me.”



Sneaky 'e' makes
the vowel say
its name! ♥

Short /e/

e

vs.

Long “ee”

e

Listen · Say it
Spell it · Read it
You've got this!

Silent 'e' is sneaky too.

It says two sounds. What can we do?


It can be short, and it can be long.

Short says /e/ and long says “ee.” Like /e/ in *bed* and 'e' in *me*.

Vowels 'a' and 'i'

like to play with 'e.'

Alone they **hide**,
with 'e' they **see**.



— alone —



cap
short /a/

+ e →

— with 'e' —



cape
long /a/ (say "ay")

cap turns
cape! ☆

— alone —



rid
short /i/

+ e →

— with 'e' —



ride
long /i/ (say "igh")

rid turns
ride! ☆

The **sneaky 'e'** walks right beside! ♥

Look for 'e' at the end of the word. It changes the sound!

Vowels 'a' and 'i' like to play with 'e.'

Alone they **hide**, with 'e' they **see**.

cap turns *cape*,

rid turns *ride*,


The sneaky 'e' walks right beside!

Vowel Teams

love to play games,

Sound them out
and say the names.

Teamwork
makes
words!



book
says "oo,"

oo → /oo/



like in moon, food, spoon



tree
says "ee,"

ee → /ee/



like in see, feet, green



Two vowels together
play happily!

Listen.  ✓
Sound.  ✓
Say.  ✓
Read.  ✓

Vowel teams love to play games,

Sound them out and say the names.

book says "oo," and *tree* says "ee,"

Two vowels together play happily!

Some words don't play by spelling rules, ♥

These words are tricky, but we've got this! ♥

But smart kids learn them using tools!



♥ Sight words ♥

like "the, was, what, and were."

the



The dog is big.

was



He was happy.

what



What is that?

were



They were late.

We see them a lot, so they won't blur.



Smart kids use tools like:



Look closely



Flashcards & practice



Read often



Use in sentences

★ See it. Say it. Read it. Use it. ♥ Remember it!

Some words don't play by spelling rules,

But smart kids learn them using tools!

Sight words like "the, was, what, and were."

We see them a lot, so they won't blur.



Schwa-sound

is sleepy, soft, and shy,

It says "uh-uh" when vowels try! ♥

It's the schwa sound:
/ə/

Words like **about** a pencil, too,



The vowel sounds funny — but you know what to do!

about

uh-uh

a = /ə/

I read a book about animals.
(uh-uh)

a

uh-uh

a = /ə/

I have a apple.
(uh-uh)

encil

uh-uh

e = /ə/

She has a pencil.
(uh-uh)

What is schwa? ♥

It's the most common vowel sound in English!

It sounds like the unstressed "uh-uh." /ə/

How to find it:

- Look for unstressed vowels.
- They often say /ə/.
- Listen carefully!
- Trust your ear!

You can do it!

- ✓ See the vowel.
- ✓ Say "uh-uh."
- ✓ Keep reading!
- ✓ You've got this!

★ Hear it. Say it. Spot it. Read it. You're a schwa-detective! ♥

Schwa-sound is sleepy, soft, and shy,

It says "uh-uh" when vowels try!

Words like *about* and *pencil*, too,

The vowel sounds funny — but you know what to do!



Hear the sounds

and write what you hear,

Do your best, so your words sound clear!

I hear every sound!



1 Listen carefully.



2 Hear all the sounds.



3 Write what you hear.



4 Check it. Read it.



Example:

Hear it:



thirsty

Break it into sounds:

t h e r s t e e

/t/ /h/ /er/ /s/ /t/ /ee/

Write what you hear:



Read it back – did it make sense?

therstee...

Yes! That's thirsty!



You heard every sound – and that matters now!



Good listeners become great *spellers* and *readers*! ♥

Listen. Write. Read. Succeed! ♥

Hear the sounds and write what you hear,

Do your best, so your words sound clear!

Like "*therstee*" for *thirsty* – wow!

You heard every sound, and that matters now!

There are many ways to spell with joy!

Spell with tapping,
spell with song,
Read it, clap it, sing along!



SPELL WITH TAPPING

Tap the sounds as you spell!



c a t
c - a - t cat

SPELL WITH SONG

Sing the sounds, sing the letters!



c says /c/,
a says /ā/,
t says /t/!

c a t
c - a - t cat

READ IT, CLAP IT

Read the sounds, clap them out!



s u n
s - u - n sun

SING ALONG!

Put it all together in a happy song!



c-a-t,
cat, cat!
That's a word!

c a t
c - a - t cat

★ Sound it out and do your best — ★



You've got this!

That's how great spellers learn the rest!



Practice makes progress!



Spell with tapping, spell with song,

Read it, clap it, sing along!

Sound it out and do your best —

That's how great spellers learn the rest!

Click to hear The Spelling Train Songs:

1. <https://suno.com/s/1CtqFTAo3PIpLfY1>
2. <https://suno.com/s/QxNZecuMxm8naE5R>
3. <https://suno.com/s/YqjM6W9vzEwjoRYL>